

Pictures

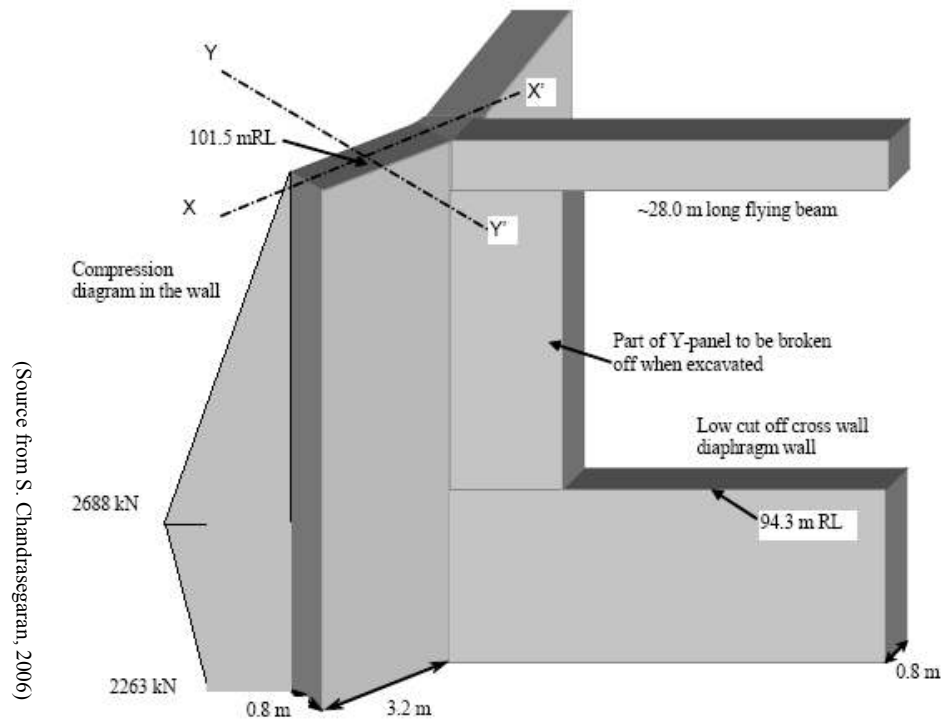


Figure A:
Installation of
cross walls with
cut off level at
94.3mRL.

Pictures



Source from: <http://www.skyscrapercity.com/showthread.php?t=168683&page=2>

Figure B:
Cellular guide
walls are
installed to
ensure the
circular shape of
the retaining
wall.

Pictures



(Source from : *Bachy Solenche*, 2005)

Figure C:
Clamshell used
to cut and
remove the soil
to form a panel.

Pictures




(Source from : Bachy Solamanche, 2005)

Figure D:
Reinforcement-
bar cages are
installed into the
diaphragm wall.

The Sail

“Peanut” shaped diaphragm wall

Pictures



(Source from S. Chandrasegaran, 2006)

Figure E:
Location of the tremie pipes

Pictures

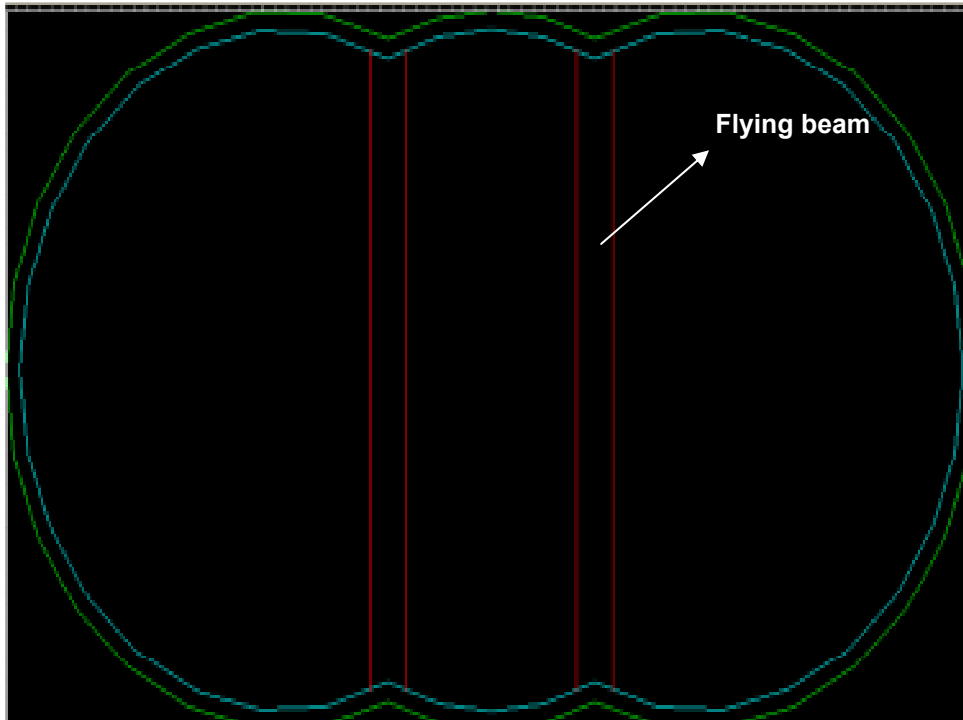


Figure F:
Capping beams
and flying beams
in line with the
cross walls are
casted

Pictures



Source from: <http://www.skyscrapercity.com/showthread.php?t=168683&page=2>

Figure G:
Each flying beams
are supported with
three numbers of
kingposts
embedded in to
the low cut off
cross wall

Pictures



Source from: <http://www.skyscrapercity.com/showthread.php?t=168683&page=2>

Figure H:
Tarpaulin is
installed and tent
is put on top of it.

Pictures



(Source from S. Chandrasegaran, 2006)

Figure I:
Photograph of the site taken with the finished diaphragm wall and the flying beams with the rebars for the raft along with the starter bars for the barrettes laid, ready for concrete pouring.

Pictures



Figure J:
Photo taken during
the Site Visit @
The Sail (35th
storey) with the
Project Manager
from Dragages
Construction on
10.3.2007

Acknowledgement

We would like to acknowledge and thanks to

Bachy Soletanche Singapore Pte.Ltd. for the provision of information on the innovative diaphragm wall system which is employed in the project, “The Sail @ Marina Bay”.

Mr. PEREZ, Frederic, the Project Director from Dragages Singapore Pte Ltd for giving us a wonderful presentation on the project, “The Sail @ Marina Bay” as well as giving us the eye-opening experiences during the site visit.

Bibliography

Bachy Soletanche. (2005). *Bachy Soletanche Singapore – 2005 – The Sail @ Marina Bay*, Retrieved March 8, 2007 from <http://www.bachy-soletanche.com.sg/BSSworks.htm>

Dragages Singapore Pte Ltd (2007, March). *The Sail @ Marina Bay*. Slides presented at the site visit.

Fleming, W. G. K. et al. (1985). *Piling Engineering*, Surrey University Press; Hunt, R. E., *Geotechnical Engineering Analysis and Evaluation*, 1986, McGraw-Hill.

Hammer & Steel: Secant Pile Wall Construction. Retrieved 29 March, 2007, from http://www.hammersteel.com/applications/secant_wall.html

LTA (2007). Installation of retaining wall- Diaphragm wall. Retrieved 29 March, 2007, from [http://www.lta.gov.sg/projects/images/DW%20Final%20\(inside\).pdf](http://www.lta.gov.sg/projects/images/DW%20Final%20(inside).pdf)

Pennine Waterways. Retrieved 29 March, 2007, from <http://www.penninewaterways.co.uk/huddersfield/hnc56b.htm>

S. Chandrasegaran, C. Gilbert, T. Jeanmaire, *Bachy Soletanche Singapore Pte. Ltd*, S. Nasim, J.Quereshi., *Meinhardt (Singapore) Pte. Ltd*, Lauw S.W, *LSW Consulting Engineers*, Tan S.A., Harry, *National University of Singapore*, F. Perez, F. Calimag, R. Furio, *Dragages Singapore* (2006). Triple Cellular Diaphragm Wall in Singapore Marine Clay, *International Conference on Deep Excavations 28-30 June 2006*, (pp. 2-5, 8-14, 16, 18 -20).Singapore: Bachy Soletanche Singapore Pte. Ltd.

Shanska (2007). Diaphragm walls. Retrieved 29 March, 2007, from <http://www.skanska.co.uk/skanska/templates/page.asp?id=2962>

The Sail @ Marina Bay (245 + 215m/70 + 63 floors, due 2009) #2 - Skyscraper City. Retrieved March 2, 2007 from <http://www.skyscrapercity.com/showthread.php?t=168683&page=2>